

# Project Report for, 50,000 layer birds rearing per year,



## PROJECT REPORT FOR 50,000 COMMERCIAL Layer Birds

Registered office; -

At \_\_\_\_\_ P.O \_\_\_\_\_

Block \_\_\_\_\_ P.S- \_\_\_\_\_ District \_\_\_\_\_

Farm Site,

Vill- \_\_\_\_\_ Mouja \_\_\_\_\_ P.O \_\_\_\_\_

Block \_\_\_\_\_ P.S- \_\_\_\_\_ District \_\_\_\_\_

2008/11/25



**Government of West Bengal**  
**Directorate of Animal Resources & Animal Health**  
**LB-2, Sector-III, Salt Lake City, Kolkata-700 106.**

No. 4710 /5P-402/2016

Dated Kolkata, the 28<sup>th</sup> August, 2017

To

The General Secretary,  
West Bengal Poultry Federation,  
46/ C Chowringhee Road,  
11<sup>th</sup> Floor, Everest Building,  
Kolkata-700 071

**Sub.: Vetting of Model Project proposals for Commercial Layer/ Duck Farm submitted by West Bengal Poultry Federation, 46/ C, Chowringhee Road, Everest Building, Kolkata-700 071.**

Ref.: Your letter no. wbpf/065/17-18 dated 01.08.2017

In reference to the subject cited above, following Model Project reports (8 nos.) for establishment of Commercial Layer /Duck Farm without feed production unit have been examined and **vetted for its technical feasibility** based on Animal Husbandry concept.

1. Commercial Layer Farm having capacity of 10,000 Layer/Year (1:1:5 plan) with project cost of Rs. 95.18 Lakh.
2. Commercial Layer Farm having capacity of 20,000 Layer/Year (1:1:5 plan) with project cost of Rs. 186.47 Lakh.
3. Commercial Layer Farm having capacity of 30,000 Layer/Year (1:1:5 plan) with project cost of Rs. 277.29 Lakh.
4. Commercial Layer Farm having capacity of 40,000 Layer/Year (1:1:5 plan) with project cost of Rs. 361.75 Lakh.
5. Commercial Layer Farm having capacity of 50,000 Layer/Year (1:1:5 plan) with project cost of Rs. 448.21 Lakh.
6. Commercial Layer Farm having capacity of 99,900 Layer/Year (1:1:5 plan) with project cost of Rs. 849.33 Lakh.
7. Commercial Layer Farm having capacity of 60,000 Layer/Year (1:3 plan) with project cost of Rs. 552.71 Lakh.
8. Commercial Duck Farm having capacity of 10,000 Duck Layer/Year (1:1:5 plan) with project cost of Rs. 115.16 Lakh.

However, this Directorate has no objection if it is be implemented in this state, subject to maintenance of appropriate bio-security practices and necessary technical approaches and on fulfilment of all other statutory obligations, if any.

 28.8.17

Director of Animal Husbandry and  
Veterinary Services, West Bengal

No. 4710/1 /5P-402/2016

Dated Kolkata, the 28<sup>th</sup> August, 2017

*Copy forwarded for kind information to :*

The Pr. Secretary to the Govt. of West Bengal, ARDD, LB-2, Sector-III, Salt Lake City, Kolkata-700 106.

Director of Animal Husbandry and  
Veterinary Services, West Bengal



Model Project Report of **Commercial Layer (Chicken) Farm** having capacity of around 50,000 Layer birds rearing per year (1:1:5 plan) without Feed production unit with project cost of Rs. 448.21 Lakh only has been examined and **vetted for its Technical feasibility** and this Directorate has no objection, if it is be implemented in this state subject to adoption of appropriate bio security procedures, necessary technical approaches and fulfilment of all other statutory obligation (if any).

*[Signature]*  
28/08/17

*[Signature]*  
28/08/17

*[Signature]*  
28/08/17

Director of Animal Husbandry &  
Veterinary Services, West Bengal



**Name of the Farm**

(Should be given before submission to the Bank)

**INDEX OF STATEMENT'S FOR 50,000  
COMMERCIAL LAYER PER YEAR**

**INTRODUCTION**

**PROJECT AT A GLANCE**

**SAMPLE FLOCK SCHEDULE**

**CAPITAL COST STATEMENT (PROJECT COST)**

**WORKING CAPITAL REQUIRMENT STATEMENT.**

**PRODUCTION COST STATEMENT 8 YEARS**

**INCOME STATEMENT FOR 8 YEARS**

**CASH FLOW STATEMENT FOR 8 YEARS**

**PROFITABILITY STATEMENT FOR 8 YEARS**

**LOAN REPAYMENT SEHEDULE.**

**DEPRECIATION STATEMENT**

**ESTIMATION WORKING RESULT**



**INTRODUCTION:** Commercial poultry production is 48 years old confining only to the country popularly known Desi breeds. Since 1970 this poultry industry has undergone a phenomenal growth making the industry the fastest one. One production of increased in a high level after the adoption of hybrid birds.

The production of eggs has 79% from genetically improved layer and 21% from country popularly known Desi birds. India is the fifth highest egg producer in the world and the per capita consumption is now only 70. The Indian Council of Medical Research and National Institute of nutrition suggested 180 as the ideal level of consumption that resulted in going for hybrid poultry production.

Broilers were unknown in India before 42 years, as years past this variety occupied a good position among the Indian population. Now the poultry industry contributes about Rs. 1,10,000 cores to the GNP of the country. Moreover the export also increased from a meagre 0.05% to a whopping 4% today.

The poultry has distinct advantages over other vacations because:-

1. Small land requirement
2. Faster returns
3. Small initial capital investments
4. Planning for uniform and regular flow of income
5. Wider scope for expansion due to lower competition
6. Employment generation potential.

Poultry eggs and meats are important source of high quality proteins, minerals and vitamins to balance the human diet. Eggs are considered to be the nature's marvel providing the best quality protein food. An egg contains:-

1. Water - 74.0%
2. Carbohydrate -0.9%
3. Proteins -12.4%
4. Fat -11.7%
5. Ash -1.0%

Except this, an egg has calcium, iron, phosphorus, vitamin A, B, D, riboflavin and nicotinic acid. The presence of all these ensures better eye sight, healthy skin. Strong nerves, free from rickets, healthy mouth, tongue, lips, eyes and a glowing healthy skin.

Poultry meat is low in fat and rich in proteins and is recommended to patients with high blood pressure rather than other non-vegetation food items. Poultry manure contains nitrogen. Phosphorous, potassium and others organic matters. This is ideal for use in agriculture, thus has a good market potential.



**ORGANISATION: - The promoters Descriptions,**

(Should be written in details of address, experience regarding promoters)



**ORGANISATION: - The promoters Descriptions,**

(Should be written in details of address, experience regarding promoters)



**SCOPE:** Agriculture is the core sector of Indian economy and poultry farming is considered as a major part of agriculture and allied activities. All districts of West-Bengal is ideal for this type of farming since the production and productivity is low in direct agriculture. In orders to increase the economy of the area poultry farming is recommended.

Though the per capita requirement of eggs in India is 180, India produces only 70 to 72 eggs per capita per year. Out of the total requirement of West Bengal it produces presently 4745 million and the rest is supplied by Andhra Pradesh.

West Bengal is considered as the 2<sup>nd</sup> largest consumer of egg,

The strategic location of Bengal provides good conditions for poultry fanning. This area has hot weather during April and May and the same come down in the next months. We can experience cool nights for a major period due to the monsoon.

**TECHNICAL FEASIBILITY:** While farming the Project Report special care is given in the different areas to special care is given in the different areas to ascertain the technical feasibility of the same.

The chicks i.e. Babcock BV 300 layer chicks are easily available from Eastern Hatcheries.

Good and balance nutrition Poultry feed is available in the market easily

The management of the proposed poultry farm will be safe at the hands of well experienced and highly know ledged supervisors. The promoters have identified them.

The required veterinary care and guidance will be available from West Bengal Government Animal Husbandry Dept., West-Bengal State Poultry Farm, Disease diagnostic Lab. University of Animal Resource and Fisheries Science of West Bengal, Veterinary Surgeons and Poultry Experts. The promoter has contacted them for an initial discussion over the matter and the same has been assured by them. Moreover, our veterinary doctor should be take care of our farm,

**MARKETING ARRANGEMENTS:** As stated earlier, the per capita egg production is very low in our country; it is felt that the gap between the requirement and supply is to be a bridged in order to improve the health condition of the poor people of the country.


West-Bengal has been shortage of eggs and fully depends on Andhra eggs and boosting the production of eggs can make up the requirements

Kolkata, the largest consumer of egg, and it is mainly depends on the Andhra Pradesh eggs. If the product is supplied to the Metropolitan city at a less cost than the Andhra Pradesh based supplier, in a short period, the unit will not find any difficulties in marketing the product.

Culled birds are in great demand due to its high protein value and less price. Moreover, people prefer Broiler chicken due to its fleshy nature.

The gunny bags are early acceptable to the market because it can be used for packing agricultural products.

Poultry farm manure is the best choice for farmer due to the high mineral values and Fish Farmer's used the manure presently a good source of Nitrogen, Phosphate and Potash.





**ESTABLISHMENT OF POULTRY:** The proposed unit has a well selected site which has the following advantages of a typical poultry site.

- # It is situated near the urban area giving easy access to chicks, feed, medicine, vaccine and market.
- # The site is well connected with motor able road even during rainy season.
- # Direction of shed will be East –West which shall strictly followed,
- # The site possesses good water distribution arrangements.
- # The proposed site is at an elevated place.
- # There is no commercial poultry farm within the periphery of 0.5 K.M
- # The area does not having any Water bodies nearby the farm site, within 0.5 K.M
- # The site is safely away from other small farms ensuring tough access to infectious diseases.
- # The area does not have any probability for stagnant water.

**REARING OF BIRDS UNDER CAGE SYSTEM:** This is the more scientific system than the usual deep litter system, considering the growth of population and the cost of building construction the poultry farmers are moving from the deep litter system to cage system.

The chicks are reared in different cages according to the age of the chicks.

**BOODER CAGE:** This system includes Brooder cages where chicks up to 8 weeks age are kept. The floor is covered with a paper to avoid damage of chick's legs.

**GROWER CAGE:** The chicks are reared under the system in a three-tier basis and the Birds of age up to next 12 weeks are kept.

**LAYER CAGES:** This is the cage where chicks of layer age are kept. Here the chicks are kept for 52 weeks up to culling.

#### Advantages under Cage System

	<b>Deep litter system</b>	<b>Vs.</b>	<b>Cage system</b>
I)	more shed space		Less shed space
ii)	More feed consumption		Less feed consumption.
iii)	High Mortality		Low Mortality.
iv)	Less number of eggs		More no. of eggs.
v)	Higher Investment		Low investment.

#### Floor space required (under cage system)

1.	Brooder shed (0 -8 weeks)	0.50 sq.ft.
2.	Grower shed (9 -20 weeks)	0.75 sq.ft.
3.	Layer shed	1.00 sq.ft.



**MANAGEMENT OF LAYERS:-**

These birds are shifted from grower cage to the layer cage just before they start laying eggs. Here special care is given to the chicks as this is the stage in which the farm generates profits for its survival.

Here the birds are kept under light because light acts as the powerful stimulant to the birds. This artificial light can be provided by fixing electric bulbs.

**FEEDING:**

High quality balance diet will be used in farming chicks/starter feed up to 8 weeks of age, grower feed for 9-16 weeks of age, and layer feeds for 17 -72 weeks of age shall be purchased as per requirement regarding on the age group of the layers. The detailed requirement schedule has been incorporated in the project report us per I S I standards.


	<u>METABULIC ENERGY</u>	<u>CRUDE PROTEIN</u>
Chicks Mash	2850-2900 KCAL	21
Grower Mash	2750-2800 KCAL	19
Layer Mash	2350-2750 KCAL	16 -19

This has been assessed as the standard one and the same may vary as per the climatically change from time to time.

**WATERING OF THE BIRDS:** It is always necessary to use fresh and clean drinking water. Cool drinking water supply for flock from Deep tube-well/Bore well through overhead tank and pipeline is to be given to avoid contaminations from Bacteria, fungal & virus etc. It is available in the farm as existing mini deep tube well with overhead tank and circulated in the farm by pipelines.

**DISEASE PREVENTION/CONTROL:**

- i) Clean sanitary conditions for poultry sheds and equipment, balanced feed, fresh clean water, are essential to prevent diseases of the flocks.
- ii) Entry of visitors is to be avoided to the farm, especially inside the sheds. If visitors are asked to dip their feet in a disinfectant solution and also wash and clean their hands and asked to wear aprons and boots, provided by the farm.
- iii) Proper vaccination schedule and veterinary guidelines are to be followed.
- iv) High quality vaccination will be purchased from reputed manufacturers.
- v) Dead birds should be immediately removed from shed and will be sent to laboratory for diagnosis or buried/burnt suitable away from the poultry shed.
- vi) The waste of the farm should be suitably disposed off. Different workers! Should be employed in brooding and layer sheds.
- vii) Any bird showing advance signs of a disease, should be removed from the shed and culled, it can be sent to laboratory for diagnosis.
- viii) Birds showing preliminary symptoms of disease should be shown and diagnosed by veterinarians and their recommendations should be followed so for medications/treatment are concerned.



- ix) Rats are important carriers of poultry disease, hence to be avoided; suitable rat poisons/rat traps to be used.
- x) Many poultry medication can be given in drinking water, in measured quantity of water, so the entire medicine will be quickly consumed and there will be no wastage of medicines.
- xi) Mild infection of a disease may cause mortality, and reduced growth. Hence good track record is to be maintained,
- xii) Separate workers will be engage for the different activities of the farm.
- xiii) Guidelines in regard to bio-security of Government of India will be followed as far as possible,
- Xiv) Veterinary Doctor will be take care the unit activities regarding poultry management, feed, bio-security, and also the poultry health in the farm.

**Table-2****VACCINATION SCHEDULE**

Effective and proper vaccination programme in layers is necessary to prevent mortality and losses from many dreadful poultry diseases. Vaccination programmes are available against the major poultry diseases viz., Ranikhet, Marek's disease and Fowl pox.

**Vaccination Calendar**

The vaccination schedule is a general guide. Each farm and area will require some changes in the schedule. Following table can be used as a general guidance.

Age in days	Vaccine	Administration
For Commercial layers		
0	Marek's	Subcutaneous injection (s/c inj.) at hatchery)
7	Ranikhet F/LaSota (lentogenic)	Eye drop
14-16	Live intermediate infectious bursal (IBD) Killed IBD (optional)	Eye drop  0.2-0.3 ml. a chick s/c inj. on the same day.
18-20	Infectious bronchitis (IB)	Eye drop
24-26	Live intermediate IBD	Eye drop
28-30	Ranikhet LaSota	Eye drop
38-40	Live intermediate IBD (Optional)	Eye drop/drinking water
49-56	Ranikhet RDVK/R2B (mesogenic)	s/c inj.
63-70	Fowl pox	Wing web puncture
84-91	IB (optional)	Drinking water
119-126	Ranikhet RDVK/R2B (mesogenic) or killed RD	s/c inj.

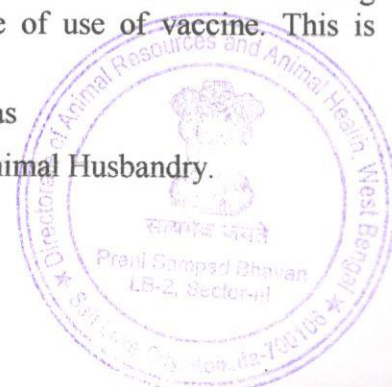
After peak production every 8 weeks Ranikhet Lasota via. Drinking water.

**Note:**

- I) It is necessary to keep proper records of date of vaccination and on vaccines used including type, batch no., and serial number, date of purchase and date of use of vaccine. This is essential for insurance claims.

Vaccination against Gambaro disease is advised in endemic areas

- ii) The latest vaccination schedule as suggested by Department of animal Husbandry.



### Learn the Technical Terms

BROODER	0 – 8weeks
GROWER	9 – 16 weeks
LAYER	17 – 72 weeks
CULL	Sale to market as culled Bird,

### 17 POINTERS FOR BIGGER EGG PRODUCTION:

1. **Quality Bird:** Babcock BV300 birds, strain will perform best and is known to have good viability under these types of environmental conditions. Good chicks may cost more but they will perform better. Hence this practices to be followed in the farm.
2. **Housing:** There should be ample fresh air in this cage system. We have good land as one side and cultivated land on the other. So free air and proper ventilation is available.
3. **Crowding:** Crowding is avoided since the farm follows cage management.
4. **Feeding:** Fresh feed should be given to the birds,
5. **Watering:** Deep well water will be supplied through overhead water tank and pipeline. Hence any type of contamination can be overcome.
6. **Lighting:** Light will be maintained as per proper light schedule. There is standing by generator of the firm. So, maintaining proper light schedule is possible.
7. **Vaccination:** Expert's schedule from vetty, Dept. and reputed manufacture will be followed as per vaccinations schedule of commercial layers.
8. **De-Beaking:** Correct debeaking programme, to be followed as poor De-beaking can adversely effect egg production.
9. **Culling:** Unsuitable and uneconomic birds are to be timely culled.
10. **Health:** Watch for early signs of disease for its timely treatment before it flares up in a big way, some of the symptoms that indicate the onset of disease problems are drop in egg production and feed consumptions, increased morbidity and mortality, inactivity and lack of vigour, droopy ruffled appearance and respiratory distress. Sudden change in egg quality etc. Those points are to be taken care. Expert doctor will be engaged.



11. **Sanitation:** Sanitary measure is of vital importance in poultry operation. Keep roundworms, tapeworms and cecal worms under control. External parasites can cause serious farm hazards and can reduce production if unchecked. De worming at regular intervals should be practiced. Disinfection's and timely cleaning will be done at regular intervals by using required disinfecting medicines and cleaning materials and chemicals.
12. **Egg Quality:** Respiratory and intestinal disease should be kept under control for the maintenance of quality of egg shells. Indiscriminate use of sulpha drug can effect the egg shell quality. The use of tetracycline can however, improve it.
13. **Records :** A daily record of live stock birds register, feed stock, raw materials stock, mortality, culling, sales register, flexed assets register, godown stock registrar. Equipment stock, medicines and vaccinations stock (also expiry) cash book, ledger income and expenditure, records are essential to help, improve farming efficiency. This will help pinpoint any emerging trouble and its timely solution.
14. There should be
  - Visitor register, (preferably restricted),
  - Vehicle entry register ( that should be entry after disinfection and cleaning before the gate entry)
  - Disinfect spray schedule register and that protocol of disinfect
15. **Routine checking:** All critical items of management should be listed on a daily, weekly or seasonal check list. Every item must be checked. It helps top locate the cause of trouble when it occurs. Routine checks are cleaning and refilling of drinkers feeders, cleaning of house and spraying insecticide, culling of birds, checking all electrical lines, cleaning the bulbs/lamps, egg collections, packaging, marketing etc.
16. Regular health check up program for the workers and all in the farm premises
17. **T .L, Tender Loving Care.**



### POLLUTION CONTROL MEASURE

The poultry farming is the Agro-based Industry and the proposed Farm site is far distance from the population and maintain to new population policy but no population clearance is required for set up the farm two sides of the proposed land are by forest Land and Forest also.

The unit will be maintaining the following steps.

1. **Emission:** Stand by Diesel Generator room will provide with residential silencer. Stack of silencer will be height not more than 15 ft.
2. **Water:** For maintaining the farm, company will be having own deep tube well for meet up the necessity of the water for the unit. There is no chance of pollution water for consumption of Poultry Birds and domestic (Staff and others).
3. **Solid waste:** Poultry Manure is organic manure. The farming will be totally cage farming it will be hygienically maintained and the manure will be sales at a good demand for 1. Direct agriculture, 2. Fisheries, 3. Vermi culture for Bio fertilizer.  
The manure having good source of calcium, nitrogen, phosphate, potash will be helpful to direct agricultural for good source of organic manure instead of chemical fertilizer.
4. Good Housekeeping to be maintained as a Professional farming and the farm fully rearing by cage system.
5. Tree planting will be three meters distance along the periphery of the farming.
6. Vacant area should be converted into vegetable cultivation, horticulture and floriculture.
7. **Staff Parameter:** There should be urinals and latrines and domestic effluent to be discharged through septic tank to soak pit within the farm area.
8. Cost of tree plantation will be minimum as a level of project and it may be maintain possibly from the cost of boundary and fencing and it will be maintain from companies own fund.

### SOCIAL OBLIGATION:

Company/unit should be careful about the areas social development, like rural health, education & educational materials etc. and units will be try to up liftment of rural poverty through different way of social services in that particular area. Employment is the main source of economic up liftment of that area. Besides the economic up Liftment Company will be try to develop the area's own culture when the area is the backward area in west Bengal.



### BIRD FLOW CHART

1+1+5 system

B. No.	Brooder Shed	Grower Shed	Layer Shed 1	Layer Shed 2	Layer shed 3	Layer shed 4	Layer shed 5
1.	0-8 wks.	9-16 wks.	17-72 wks.	-	-	-	-
2.	13-20 wks.	21-28 wks.	-	29-85	-	-	-
3.	25-32 wks.	33-40 wks.	-	-	41-97	-	-
4.	37-44 wks.	45-52 wks.	-	-	-	53-109	-
5.	49-56 wks.	57-64 wks.	-	-	-	-	65-121
6.	61-68 wks.	69-76 wks.	77-133	-	-	-	-

**Note:**

1. Chicks are purchased once in 12 weeks.
2. Chicks stay for 8 weeks in brooder shed, 8 weeks in grower shed and 56 weeks in layer shed (4+52 weeks)
3. Birds are culled at 72 weeks of their age.
4. Shed vacancy period is 4 weeks for all sheds.




TABLE - 1

## BIRD FLOW CHART

YEAR	BATCH	BROODER SHED	GROWER SHED	LAYER SHED 1	LAYER SHED 2	LAYER SHED 3	LAYER SHED 4	LAYER SHED 5	BATCHES PURCHASED	BROODING WEEKS	GROWING WEEKS	LAYING WEEKS	BATCHES CULLED
(1)	(2)	(3)	(4)	(5)	(6)	(7)	(8)	(9)	(10)	(11)	(12)	(13)	(14)
I	01	13-20	21-28	29-52					01	08	12	20	-
	02	25-32	33-40		41-52				01	08	12	08	-
	03	37-44	45-52						01	08	08	-	-
	04	49-52							01	04	-	-	-
II	01			01-32c					04	28	32	28	-
	02				01-44c				-	-	-	32	01 B1
	03					01-52			-	-	-	44	01 B2
	04	01-04	05-12				13-52		-	-	04	48	-
	05	09-16	17-24					25-52	01	08	12	24	-
	06	21-28	29-36	37-52					01	08	12	12	-
	07	33-40	41-48		49-52				01	08	12	-	-
	08	45-52							01	08	-	-	-
III	03					01-04c			04	36	52	196	02
	04						01-16c		-	-	-	04	01 B3
	05							01-28c	-	-	-	16	01 B4
	06			01-40c					-	-	-	28	01 B5
	07				01-52c				-	-	-	40	01 B6
	08		01-12			13-52			-	-	-	52	01
									-	-	12	40	-
									-	-	12	180	05

C/O





(1)	(2)	(3)	(4)	(5)	(6)	(7)	(8)	(9)	(10)	(11)	(12)	(13)	(14)
				B/F									
	09	05-12	13-20				21-52		01	08	12	180	05
	10	17-24	25-32					33-52	01	08	12	28	-
	11	29-36	37-44	45-52					01	08	12	16	-
	12	41-48	49-52						01	08	12	04	-
									04	32	52	228	05
AND SO ON .....													
IV									05	36	52	224	04
V									04	36	52	224	05
VI									04	32	52	228	05
VII									05	36	52	224	04
VII									04	36	52	224	04

**Assumptions :**

1. Shed construction period – 12 weeks;
2. Hence Batch 1, arrives by 13<sup>th</sup> week in the 1 year.
3. One year – 52 weeks.
4. Birds which do not complete their brooding/growing/laying period within the year the remaining period is carried to the next year.
5. After 72 weeks of total stay, birds are called (C).




**PROJECT AT A GLANCE (Figure in lac.)**

**50000 NOS COMMERCIAL LAYER PER YEAR**

- 1 Nature : Farm for Repairing of **50000 commercial layer per year.**  
2 Total Project Cost Rs. **448.21 Lacs**  
3 Term Loan from Bank Rs. **306.31 Lacs** Financed from \_\_\_\_\_ Branch, and own Investment Rs. **102.10 Lacs.**  
4 Working Capital from Bank for farm Section Rs. **29.84 Lacs** \_\_\_\_\_ and Own Investment Rs. **9.95 Lacs.**

Operating Result	1 <sup>st</sup> Year	2 <sup>nd</sup> Year	3 <sup>rd</sup> Year	4 <sup>th</sup> Year	5 <sup>th</sup> Year	6 <sup>th</sup> Year	7 <sup>th</sup> Year	8 <sup>th</sup> Year
A) Gross Revenue	76.53	534.31	640.95	623.04	630.64	640.95	623.04	623.04
B) Profit Before Tax	-42.90	112.79	171.73	154.30	165.20	171.73	154.30	157.60
C) % of Profit Before Tax	-56.05%	21.11%	26.79%	24.77%	26.20%	26.79%	24.77%	25.30%



**SCHEME FOR 50,000 COMMERCIAL LAYER BIRDS 1+1+5 SYSTEM -15-**

**PRODUCTION PARAMETERS:-**

No of Layers to the Farm  
 No of Birds/ Batch  
 Frequency of Chicks Purchase  
 Method of Rearing  
 Shed Vacancy Period  
 BATCH SIZE:-  
 CHICKS (Brooding Period)  
 GROWER (Growing Period)  
 LAYER FLOCK'S(Each Batch)  
 CULL'S (Cull's Selling Time Stock)

50,000  
 10,000  
 free 5%  
 free 5%

Mortality  
 3%  
 2%  
 5%

**SIZE OF THE SHED**

NORMS  
 Shed Space  
 Per Brooder/Chick  
 Per Grower  
 Per Layer

Brooder Shed  
 Grower Shed  
 Layer Shed

0.50 Sq Ft.  
 0.75 Sq Ft.  
 1.00 Sq Ft.  
 5,250 Sq Ft.  
 7,639 Sq Ft.  
 50,000 Sq Ft.  
 62,889 Sq Ft.

Total Shed area to be Build

Rs. 280 Per Sq Ft.

**PERIOD OF STAY :-**

Chick's/ Brooders  
 Growers  
 Laying Period.

8 Weeks  
 8 Weeks  
 4+52 Weeks 4 weeks for Pre-Laying Time.

**COST OF CAGES**

Per Brooder/Chick  
 Per Grower cum Layer Birds  
 Per Layer Birds

Rs 70 Per Bird's  
 Rs 75 Per Bird's  
 Rs 105 Per Bird's

**Cost of Infrastructure development**

includes Internal Road, Vehicle Washing system, Dead Birds Disposal system  
 Disposal of Animal Resources and Animal Health

2,50,000



SEHEME FOR **50,000 COMMERCIAL LAYER BIRDS -16-1+1+5 SYSTEM**

<b>Feed Requirement</b>	0.25 Kg per Chick's/Per Week
Brooder's/ Chicks Growers	0.45 Kg per Grower's/Per Week
Layers	0.784 Kg per Layer's/Per Weeks
<b>COST FEED</b>	
Chick's /Brooders Feed	22.75 Per Kg Cost
Growers Mash	20.00 Per Kg Cost
Layer Feed/ Mash	19.75 Per Kg Cost
<b>COST OF MEDICINES/VACCINATION</b>	Ps.Per Chicks per week's
CHICKS (Brooding Period)	0.25 Ps.Per Grower's per week's
GROWER (Growing Period)	0.20 Ps.Per Layer's per week's
LAYER'S (Laying Period)	0.20 % P.A
Interest on Bank Loan	10.25% % for Working Capital Loan C/C
<b>OTHER'S EXPENSES</b>	
Wages for workers	
salaries for Manager / Supervisor	
Powers and Fuel's	
Insurance for capital investment	
Insurance for Birds (0-72 weeks)	
Misc. Expense	
<b>Sale Value of Egg</b>	
Sale Value Of Cullied Birds	
<b>AVAILABILITY OF MANURE</b>	
upto Grower's stage (0-20 Weeks)	
During Laying Stage	
Farm Gate Price	

(average fo ph-1,ph-2, ph-3)		
Term Loan	11,000.00	
	6,500.00 per labour's per month's	
	8,500.00 per Supervisor per month's	
	35,000.00 per month's	
	1.25 Per Thousand	
	3.75 per Birds	
	15,000.00 per month's	
	4.00 Per Egg	
	80.00 Per Cullied Birds	

0.300 kg /Chicks&Growers per week		
0.500 kg/Layers per weeks		
Per M. T		1,300.00 per M. T

<b>CULL'S BIRDS SALES</b>		No of Batches
Available		
1 st year	0	0
2nd year	2	19,000
3rd year	5	47,500
4th year	4	38,000
5th year	5	47,500
6th year	5	47,500
7th Year	4	38,000
8th Year	4	38,000
		20.00
		0

**Rate of Gunney Bag Saled / Per Bag**



\*\*\*A\*\*\* PROJECT REPORT FOR

50,000 COMMERCIAL LAYER SYSTEM 1:1:5

-17-

SL.NO	GROUP AND PARTICULARS	CAPITAL COST	STATEMENT	BANK LOAN	OWN CONTRIBUTION
NO		UNIT COST	TOTAL COST		
<b>A. LAND DEVELOPMENT :- In Acre</b>					
<b>B. SHED &amp; BUILDING</b>					
1	Land Boundary In Acre	7	50,000	2,62,500	87,500
2	Cost of Infrastructure development		2,50,000	1,87,500	62,500
3	Brooder/ Chicks Shed sq. ft	5,250	280	14,70,000	3,67,500
4	Grower shed sq ft	7,639	280	21,38,850	5,34,713
5	Layer Shed's 5 nos in sq ft	50,000	280	1,40,00,000	35,00,000
			0	0	0
6	Office Building sq ft	300	450	1,35,000	33,750
7	office Furniture and Computers & Printers		3,50,000	2,62,500	87,500
8	Egg's store sq ft	750	320	2,40,000	60,000
9	Generator Room	300	280	84,000	21,000
10	Supervisor and Workers Quarter sq ft	500	280	1,40,000	35,000
11	Managers Quarter sq ft	200	280	56,000	14,000
<b>C CAGE'S AND EQUIPMENT</b>					
1	Chick's/ Brooder Cage no of Birds Nos	10,500	70	7,35,000	1,83,750
2	Grower's cum Layer Cage no of Birds Nos	10,185	75	7,63,875	1,90,969
3	Layer Cage's no of Birds Nos	50,000	105	52,50,000	13,12,500
			0	0	0
4	Other Poultry Keeping Equipment L.S		3,50,000	2,62,500	87,500
<b>D. INTREGATED FEED PRODUCTION :-</b>					
1	Feed store ( Sq Ft)	1,000	360	3,60,000	90,000
				0	0
2	Feed conveyer for Grower & Layer Birds	60,185	7	4,21,295	1,05,324
3	Feed Trolley for Grower & Layer Birds	60,185	5	3,00,925	75,231
4	Godwon for Packing Materials	400	260	1,04,000	26,000
<b>E. WATER SUPPLY SYSTEM</b>					
1	Cost of Borewell		1,50,000	1,12,500	37,500
2	Cost of Water Pump with system		40,000	30,000	10,000
3	Cost of water overhead Tank		1,00,000	75,000	25,000
4	cost of water main Line Birds nos	70,685	2	1,41,370	35,343
5	Cost of water distribution Line Birds Nos	70,685	2	1,41,370	35,343
			<b>2,87,71,685</b>	<b>2,15,78,764</b>	<b>71,92,921</b>



50,000 COMMERCIAL LAYER 1:1.5 SYSTEM

PROJECT REPORT FOR

CAPITAL COST STATEMENT  
GROUP AND PARTICULARS

SL.NO	Balance B/D	NO/KG	UNIT COST	TOTAL COST	BANK LOAN	OWN CONTRIBUTION
	<b>F.ELECTRIFICATION</b>			2,87,71,685	2,15,78,764	71,92,921
	1 Electric connection cost			2,50,000	1,87,500	62,500
	2 Security Deposit			50,000	37,500	12,500
	3 Internal Electrification Birds Nos	70,685	3.00	2,12,055	1,59,041	53,014
	4 Shed electrification Birds Nos	70,685	3.00	2,12,055	1,59,041	53,014
	5 Generator. Nos L.S			7,50,000	5,62,500	1,87,500
	<b>G. FOOPER &amp; SPRINKLIERS &amp; Fan,s</b>					
	1 Fooger's System Birds Nos	60,185	4.00	2,40,740	1,80,555	60,185
	2 Sprinkler's System Birds Nos	10,500	4.00	42,000	31,500	10,500
	3 Circulating fan's Nos	21	6,500.00	1,36,500	1,02,375	34,125
	<b>H.SHED CURTAIN SYSTEM</b>			0	0	0
	1 Equipment for curtain and Polithene. Birds Nos	70,685	3.50	2,47,398	1,85,548	61,849
				0	0	0
				0	0	0
	<b>I.OTHER SMALL EQUIPMENTS</b>					
	1 Refrigerator	1	22,500.00	22,500	16,875	5,625
	2 Debeaking Chick Feeding Trey Sprayer, tools etc	1	50,000.00	50,000	37,500	12,500
	3 Plastic tray and other Small Quipment	1	50,000.00	50,000	37,500	12,500
	<b>J. CHICKS to PRE LAYER Point of Lay for 1st 5 Batch to be CAPITALISED</b>			0	0	0
	1 Chick Cost			0	0	0
	2 Feed cost @ 0.25 Kg Chick's Mash/ Weeks X 8 weeks	50,000	33.00	16,50,000	12,37,500	4,12,500
	3 Feed cost @ 0.45 Kg Grower Mash/ Weeks X10 weeks	1,05,000	22.75	23,88,750	17,91,563	5,97,188
	4 Medicine & Vaccination cost for Chicks	2,29,163	20.00	45,83,250	34,37,438	11,45,813
	5 Medicine & Vaccination cost for Growers	52,500	0.25	1,05,000	78,750	26,250
	6 Cost of Insurance of Day old Chicks	50,925	0.20	1,01,850	76,388	25,463
	7 Insurance on Fixed assets in thousands	52,500	3.75	1,96,875	1,47,656	49,219
	8 Salaries and Wages, Overheads, for 1st 6 months	29,935	1.25	37,419	28,064	9,355
				7,43,750	5,57,813	1,85,938
	<b>TOTAL PROJECT COST</b>			4,08,41,826	3,06,31,370	1,02,10,457

Term Loan Farm	408.42
----------------	--------

--	--

Shed/ Civil Works	189.74
-------------------	--------

Machinery & Equipment	109.61
-----------------------	--------

others	11.00
--------	-------

310.35  
31035

Total Recurring Cost	98.07
----------------------	-------

	408.42
--	--------



**WORKING CAPITAL REQUIREMENT (C/C)**

Figure in Lacs

**A For FARM SECTION**

Sl.No.	Particulars	Amount
1	Ready feed with Balanced by vitamins and minerals required 1 weeks/7 days Production of feed. Calculation based upon 3rd year projected feed requirement to running on full capacity, As per schedule No-Table -2	16.15
2	Essential Medicine & Vaccination for 3 months stock, Calculation based upon 3rd year projected feed requirement to running on full capacity As per schedule No- Table -2	0.54
3	Advance for one batches of chicks as per chicks table	3.30
4	other Expenditure for one months As per projected Table -	2.48
5	Products sales on credit for 1 week as per egg production statement & As per total sales statement in cash flow statement as per table -8	12.33
6	Packging materials requirement L.S	5.00
<b>TOTAL WORKING CAPITAL REQUIREMENT</b>		<b>39.79</b>
<b>Less Margin 25%</b>		<b>9.95</b>
<b>BANK LOAN C/C FOR FARM SECTION</b>		<b>29.84</b>



**LOAN REQUIREMENT & PROJECT COST ( Figure in Lac)**

Particulars of Loan		Nature of Loan	Project Cost	Bank Loan	Margin Companies Share
<b>TERM LOAN</b>					
1	Term Loan for Set-Up commercial Layer Poultry Unit	Term Loan	408.42	306.31	102.10
<b>Total Term Loan</b>			<b>408.42</b>	<b>306.31</b>	<b>102.10</b>
<b>WORKING CAPITAL(C/C)</b>					
A	For Farm Section	Cash Credit	39.79	29.84	9.95
<b>TOTAL FUND OUTLAY</b>			<b>Total</b>	<b>448.21</b>	<b>336.16</b>
					<b>112.05</b>






## STATEMENT OF FEED &amp; MEDICINE COST

Year	No of Birds	Weeks	Feed Requirement Per Birds.inGrms/Week	Total feed Consumption Per Week/ Kg.	Feed Cost Per Kg	(Rs in Lac.)		(Rs in Lac.)		Total Yearly Cost
						Total Feed Expense.	Total Yearly feed	Cost of Medicine/Bird	Total Cost of Medicine	
<b>BROODERS</b>										
1	10500	28	0.250	73500	22.75	16.72		0.25	0.74	
2	10500	36	0.250	94500	22.75	21.50		0.25	0.95	
3	10500	32	0.250	84000	22.75	19.11		0.25	0.84	
4	10500	36	0.250	94500	22.75	21.50		0.25	0.95	
5	10500	36	0.250	94500	22.75	21.50		0.25	0.95	
6	10500	32	0.250	84000	22.75	19.11		0.25	0.84	
7	10500	36	0.250	94500	22.75	21.50		0.25	0.95	
8	10500	36	0.250	94500	22.75	21.50		0.25	0.95	
<b>GROWERS</b>										
1	10185	32	0.450	146664	20.00	29.33		0.20	0.65	
2	10185	52	0.450	238329	20.00	47.67		0.20	1.06	
3	10185	52	0.450	238329	20.00	47.67		0.20	1.06	
4	10185	52	0.450	238329	20.00	47.67		0.20	1.06	
5	10185	52	0.450	238329	20.00	47.67		0.20	1.06	
6	10185	52	0.450	238329	20.00	47.67		0.20	1.06	
7	10185	52	0.450	238329	20.00	47.67		0.20	1.06	
8	10185	52	0.450	238329	20.00	47.67		0.20	1.06	
<b>LAYERS</b>										
1	10000	28	0.784	219520	19.75	43.36		0.20	0.56	1.95
2	10000	196	0.784	1536640	19.75	303.49		0.20	3.92	5.92
3	10000	228	0.784	1787520	19.75	353.04		0.20	4.56	6.46
4	10000	224	0.784	1756160	19.75	346.84		0.20	4.48	6.48
5	10000	224	0.784	1756160	19.75	346.84		0.20	4.48	6.48
6	10000	228	0.784	1787520	19.75	353.04		0.20	4.56	6.46
7	10000	224	0.784	1756160	19.75	346.84		0.20	4.48	6.48
8	10000	224	0.784	1756160	19.75	346.84		0.20	4.48	6.48



## COST OF DAY OLD CHICKS (DOC)

YEAR	No of CHICKS Per Batch	No of Batches	Total No of CHICKS	cost of one D.O.C	Rs In Lac. Total Cost of CHICKS
1	10000	4	40000	33.00	13.20
2	10000	4	40000	33.00	13.20
3	10000	4	40000	33.00	13.20
4	10000	5	50000	33.00	16.50
5	10000	4	40000	33.00	13.20
6	10000	4	40000	33.00	13.20
7	10000	5	50000	33.00	16.50
8	10000	4	40000	33.00	13.20



## OTHER EXPENSES

SL.NO	PARTICULARS	YEARS											
		1	2	3	4	5	6	7	8				
1	Salary & Wages												
	1 Manager	No	Salary	Total									
	1 Manager/Supervisor	1	11,000	11000	23.75	23.75	23.75	23.75	23.75	23.75	23.75	23.75	23.75
	2 Worker	29	6500	2262000									
	Pawer & Fuel		35000	420000	4.20	4.20	4.20	4.20	4.20	4.20	4.20	4.20	4.20
	Insurance on Birds			187500	0.00	1.88	1.88	1.88	1.88	1.88	1.88	1.88	1.88
	Insurance on Fixed Assets			37419	0.00	0.37	0.37	0.37	0.37	0.37	0.37	0.37	0.37
	Misc. Expenditure		15000	180000	1.80	1.80	1.80	1.80	1.80	1.80	1.80	1.80	1.80
	<b>Total Expenditure</b>				29.75	29.75	29.75	29.75	29.75	29.75	29.75	29.75	29.75
	1st Year 50% of Total												<b>14.88</b>

1st Year other expenditure will be 50% of Total expense

**7,43,750**

In Rupees




## STATEMENT OF INCOME FOR SALES OF EGG'S &amp; CULLED BIRDS

YEAR	No of Birds Purchased	No of Birds Layers Available	No of Lay Weeks	Egg Production Per Birds 330 no of Egg in 52 Weeks	Total Egg Production No	Sale Value EGG'S	Sale Value of Total Egg	Sale Value of Culled Birds	TOTAL INCOME
1	10,500	10,000	28	6.35	17,78,000	4.00	71.12		71.12
2	10,500	10,000	196	6.35	1,24,46,000	4.00	497.84	15.20	513.04
3	10,500	10,000	228	6.35	1,44,78,000	4.00	579.12	38.00	617.12
4	10,500	10,000	224	6.35	1,42,24,000	4.00	568.96	30.40	599.36
5	10,500	10,000	224	6.35	1,42,24,000	4.00	568.96	38.00	606.96
6	10,500	10,000	228	6.35	1,44,78,000	4.00	579.12	38.00	617.12
7	10,500	10,000	224	6.35	1,42,24,000	4.00	568.96	30.40	599.36
8	10,500	10,000	224	6.35	1,42,24,000	4.00	568.96	30.40	599.36



## STATEMENT OF GUNNY BAGS SALES

YEAR	Feed Consumed in / KG			Layers	Total Feed Consumed./KG	No of Gunny Bags Available	Rate Per Bags in Rs.	Total Income in Lac.
	Brooders	Growers	Layers					
1	73,500	1,46,664	2,19,520	4,39,684	5,862	20	1.17	
2	94,500	2,38,329	15,36,640	18,69,469	24,926	20	4.99	
3	84,000	2,38,329	17,87,520	21,09,849	28,131	20	5.63	
4	94,500	2,38,329	17,56,160	20,88,989	27,853	20	5.57	
5	94,500	2,38,329	17,56,160	20,88,989	27,853	20	5.57	
6	84,000	2,38,329	17,87,520	21,09,849	28,131	20	5.63	
7	94,500	2,38,329	17,56,160	20,88,989	27,853	20	5.57	
8	94,500	2,38,329	17,56,160	20,88,989	27,853	20	5.57	



## STATEMENT OF INCOME ( SALES OF POULTRY MANURE)

YEAR	Batch Size for Brooder & Groger		Brooder & Groger		Manure Per Bird/Week	Total Qty Manure	Laying Weeks	Manure Per Bird/K.G	Total Qty/Layers	Total Available Qty	Rate of Manure M.T	Total Income from Manure
	Brooders	Growers	Weeks	Weeks								
1	10500	10185	60	60	0.300	186165	28	0.500	140000	326165	1300	4.24
2	10500	10185	88	88	0.300	273042	196	0.500	980000	1253042	1300	16.29
3	10500	10185	84	84	0.300	260631	228	0.500	1140000	1400631	1300	18.21
4	10500	10185	88	88	0.300	273042	224	0.500	1120000	1393042	1300	18.11
5	10500	10185	88	88	0.300	273042	224	0.500	1120000	1393042	1300	18.11
6	10500	10185	84	84	0.300	260631	228	0.500	1140000	1400631	1300	18.21
7	10500	10185	88	88	0.300	273042	224	0.500	1120000	1393042	1300	18.11
8	10500	10185	88	88	0.300	273042	224	0.500	1120000	1393042	1300	18.11

Figure in Lac



## INCOME &amp; EXPENDITURE STATEMENT

PARTICULARS/YEARS	1	2	3	4	5	6	7	8
<b>EXPENSES</b>								
1. Chicks	13.20	13.20	13.20	16.50	13.20	13.20	16.50	13.20
2. Feed.	89.41	372.65	419.81	416.01	416.01	419.81	416.01	416.01
3. Medicine.	1.95	5.92	6.46	6.48	6.48	6.46	6.48	6.48
4. Others	14.88	29.75	29.75	29.75	29.75	29.75	29.75	29.75
5. Administrative Expense	5.97	21.08	23.46	23.44	23.27	23.46	23.44	23.27
<b>TOTAL EXPENSES</b>	<b>119.43</b>	<b>421.53</b>	<b>469.22</b>	<b>468.74</b>	<b>465.44</b>	<b>469.22</b>	<b>468.74</b>	<b>465.44</b>

<b>INCOME</b>								
1. Eggs	71.12	497.84	579.12	568.96	568.96	579.12	568.96	568.96
2. Culls	0.00	15.20	38.00	30.40	38.00	38.00	30.40	30.40
3. Manure	4.24	16.29	18.21	18.11	18.11	18.21	18.11	18.11
4. Gunney Bags	1.17	4.99	5.63	5.57	5.57	5.63	5.57	5.57
<b>TOTAL INCOME</b>	<b>76.53</b>	<b>534.31</b>	<b>640.95</b>	<b>623.04</b>	<b>630.64</b>	<b>640.95</b>	<b>623.04</b>	<b>623.04</b>
<b>NET INCOME</b>	<b>-42.90</b>	<b>112.79</b>	<b>171.73</b>	<b>154.30</b>	<b>165.20</b>	<b>171.73</b>	<b>154.30</b>	<b>157.60</b>

\*\* As all recurring expenses in the 1st year has been considered for composit term loan actual Flow will be Rs **55.17**  
The amount in the project cost Rs. **98.07** lacs for Chicks, Feed, Medicine and other cost



## ESTIMATION OF WORKING RESULT

YEAR	I	II	III	IV	V	VI	VII	VIII
Revenue Earning (Income)	76.53	534.31	640.95	623.04	630.64	640.95	623.04	623.04
Total Expenses (Chicks, Feed, Medicine, Others)	Provide by Bank Loan	421.53	469.22	468.74	465.44	469.22	468.74	465.44
Interest	0.00	36.42	32.42	27.08	21.74	16.40	11.07	5.73
Depreciation	0.00	27.40	23.84	20.76	18.09	13.98	13.95	12.19
Cash Accrual	76.53	48.97	115.48	106.46	125.37	141.35	129.29	139.68
Add Back Depreciation	0.00	27.40	23.84	20.76	18.09	13.98	13.95	12.19
Net Cash Accrual	76.53	76.37	139.32	127.22	143.46	155.33	143.23	151.87
(-) Repayment Principal	0.00	25.42	50.84	50.84	50.84	50.84	50.84	50.84





## REPAYMENT SCHEDULE WITH DSCR

(Figure in lakh)

Year	Opening Balance of Term Loan	Principal Repayment of Term loan	Closing Balance of Term Loan	Interest on Term Loan	Interest on Working Capital @	Total Interest for P/L Account	T.L. Installment + Interest on T.L.	PAT Before Depreciation + T.L. Interest	PAT Before Depreciation	Gross Average D.S.C.R	Net Average D.S.C.R
1	306.31	0.00	306.31	24.12	0.00	0.00	37.01	37.01	37.01	0.00	0.00
	Interest Capitalised 1st yr		<b>330.44</b>								
2	330.44	25.42	305.02	33.36	3.06	36.42	58.78	88.69	55.33	1.51	2.18
3	305.02	50.84	254.18	29.36	3.06	32.42	80.19	117.61	88.25	1.47	1.74
4	254.18	50.84	203.35	24.02	3.06	27.08	74.86	102.90	78.88	1.37	1.55
5	203.35	50.84	152.51	18.68	3.06	21.74	69.52	108.24	89.56	1.56	1.76
6	152.51	50.84	101.67	13.34	3.06	16.40	64.18	109.85	96.50	1.71	1.90
7	101.67	50.84	50.84	8.01	3.06	11.07	58.84	96.05	88.04	1.63	1.73
8	50.84	50.84	0.00	2.67	3.06	5.73	53.51	96.35	93.68	1.80	1.84
										<b>1.58</b>	<b>1.81</b>

1 \* WORKING CAPITAL LOAN (C/C) Interest Farm Section for Rs.

29.84 Lacs

Lacs

Total Rs.

29.84 Lacs

Lacs.

and annual interest for those C.C will be 3.06

2 Holiday period 18months. Repayment will be start after 18 months from the First date of disbursement. or one year from the 1<sup>st</sup> chicks arrival to the Farm. Whichever is Latter.


Gross Average

D S C R

1.58

Net Average D S C R

1.81



**DEPRECIATION CALCULATION TABLE (W.D.V.)**

(Rs in Lacs)

YEAR	SHED/CIVIL CONSTRUCTION -10%		CAGE/ MACHINERY -15%		TOTAL	
	Op. Balance	Depreciation	Op. Balance	Depreciation	Op. Balance	CL. BALANCE
1	189.74	0.00	109.61	0.00	109.61	299.35
2	109.61	10.96	109.61	16.44	93.17	271.95
3	98.65	9.86	93.17	13.98	79.19	248.11
4	88.78	8.88	79.19	11.88	67.31	227.35
5	79.91	7.99	67.31	10.10	57.22	209.26
6	71.92	5.39	57.22	8.58	48.63	195.28
7	66.52	6.65	48.63	7.30	41.34	181.34
8	59.87	5.99	41.34	6.20	35.14	169.15



## CASH FLOW STATEMENT

Figure in Lakh

DESCRIPTION & REFERENCE	1ST YEAR	2ND YEAR	3RD YEAR	4TH YEAR	5TH YEAR	6TH YEAR	7TH YEAR	8TH YEAR
<b>INFLOW</b>								
Capital	102.10	9.95						
Bank Term Loan	306.31	0.00						
Interest Capitalised	24.12	0.00						
Bank Working Capital Loan	0.00	29.84						
Net Profit Before Depreciation	37.01	67.29	115.86	103.78	120.19	131.87	119.80	128.60
<b>TOTAL</b>	<b>469.55</b>	<b>107.08</b>	<b>115.86</b>	<b>103.78</b>	<b>120.19</b>	<b>131.87</b>	<b>119.80</b>	<b>128.60</b>
<b>OUTFLOW</b>								
Acquisition of Fixed Assets	299.35							
Cost for Birds Flocks Stock	110.00	12.00						
Cost of Buffer/Working stock	0.00	50.00						
Repayment of Term Loan	0.00	25.42	50.84	50.84	50.84	50.84	50.84	50.84
Tax Paid	0.00	11.97	27.60	24.91	30.63	35.37	31.75	34.92
<b>TOTAL</b>	<b>409.35</b>	<b>99.39</b>	<b>78.44</b>	<b>75.74</b>	<b>81.47</b>	<b>86.20</b>	<b>82.59</b>	<b>85.76</b>
<b>NET INFLOW (OUTFLOW)</b>	60.20	7.70	37.42	28.04	38.72	45.67	37.21	42.84
<b>OPENING CASH &amp; BANK BALANCES</b>	0.00	60.20	67.90	105.31	133.35	172.07	217.74	254.94
<b>CLOSING CASH &amp; BANK BALANCES</b>	60.20	67.90	105.31	133.35	172.07	217.74	254.94	297.78

Working capital should be disbursed from incoming of 1st flock arrival



**PROJECTED PROFIT AND LOSS ACCOUNT**

DESCRIPTION & REFERENCE	Figure in Lacs							
	1ST YEAR	2ND YEAR	3RD YEAR	4TH YEAR	5TH YEAR	6TH YEAR	7TH YEAR	8TH YEAR
<b>A. INCOME</b>								
Income from Sales	76.53	534.31	640.95	623.04	630.64	640.95	623.04	623.04
<b>TOTAL INCOME</b>	<b>76.53</b>	<b>534.31</b>	<b>640.95</b>	<b>623.04</b>	<b>630.64</b>	<b>640.95</b>	<b>623.04</b>	<b>623.04</b>
<b>B. EXPENDITURE</b>								
Total Expenditure	119.43	421.53	469.22	468.74	465.44	469.22	468.74	465.44
Interest	24.12	36.42	32.42	27.08	21.74	16.40	11.07	5.73
Depreciation	0.00	27.40	23.84	20.76	18.09	13.98	13.95	12.19
Administrative Expenditure	5.97	21.08	23.46	23.44	23.27	23.46	23.44	23.27
	0.00	0.00	0.00	0.00	0.00	0.00	0.00	0.00
<b>TOTAL EXPENDITURE</b>	<b>149.52</b>	<b>506.42</b>	<b>548.94</b>	<b>540.01</b>	<b>528.54</b>	<b>523.06</b>	<b>517.19</b>	<b>506.63</b>
<b>NET CREDIT -(A-B)</b>	<b>-72.99</b>	<b>27.89</b>	<b>92.02</b>	<b>83.03</b>	<b>102.10</b>	<b>117.89</b>	<b>105.85</b>	<b>116.41</b>
Opening stock of Birds	0.00	110.00	122.00	122.00	122.00	122.00	122.00	122.00
Closing Stock of Birds	110.00	122.00	122.00	122.00	122.00	122.00	122.00	122.00
	0.00	0.00	0.00	0.00	0.00	0.00	0.00	0.00
<b>PROFIT BEFORE TAXATION</b>	<b>37.01</b>	<b>39.89</b>	<b>92.02</b>	<b>83.03</b>	<b>102.10</b>	<b>117.89</b>	<b>105.85</b>	<b>116.41</b>
PROVISION FOR TAXATION	0.00	11.97	27.60	24.91	30.63	35.37	31.75	34.92
<b>PROFIT AFTER TAXATION</b>	<b>37.01</b>	<b>27.92</b>	<b>64.41</b>	<b>58.12</b>	<b>71.47</b>	<b>82.53</b>	<b>74.09</b>	<b>81.49</b>
<b>NET PROFIT BEFORE DEPRECIATION</b>	<b>37.01</b>	<b>67.29</b>	<b>115.86</b>	<b>103.78</b>	<b>120.19</b>	<b>131.87</b>	<b>119.80</b>	<b>128.60</b>
Net Profit after tax Before Depreciation	37.01	55.33	88.25	78.88	89.56	96.50	88.04	93.68



**PROJECTED BALANCE SHEET**

DESCRIPTION & REFERENCE	Figure in Lakh							
	1ST YEAR	2ND YEAR	3RD YEAR	4TH YEAR	5TH YEAR	6TH YEAR	7TH YEAR	8TH YEAR
<b>LIABILITIES</b>								
Capital	102.10	112.05	112.05	112.05	112.05	112.05	112.05	112.05
Bank Loan (Term Loan)	330.44	305.02	254.18	203.35	152.51	101.67	50.84	0.00
Bank Loan (Working capital)	0.00	29.84	29.84	29.84	29.84	29.84	29.84	29.84
Reserve & Surplus	37.01	64.93	129.34	187.46	258.93	341.46	415.55	497.04
Tax Provision	0.00	11.97	27.60	24.91	30.63	35.37	31.75	34.92
<b>TOTAL</b>	<b>469.55</b>	<b>523.81</b>	<b>553.02</b>	<b>557.61</b>	<b>583.96</b>	<b>620.39</b>	<b>640.04</b>	<b>673.86</b>
<b>ASSETS</b>								
Fixed Assets Less Depreciation	299.35	271.95	248.11	227.35	209.26	195.28	181.34	169.15
Stock of Flocks	110.00	122.00	122.00	122.00	122.00	122.00	122.00	122.00
Stock of Feed & suppliments	0.00	50.00	50.00	50.00	50.00	50.00	50.00	50.00
Cash & bank Balances	60.20	67.90	105.31	133.35	172.07	217.74	254.94	297.78
Advance tax	0.00	11.97	27.60	24.91	30.63	35.37	31.75	34.92
<b>TOTAL</b>	<b>469.55</b>	<b>523.81</b>	<b>553.02</b>	<b>557.61</b>	<b>583.96</b>	<b>620.39</b>	<b>640.04</b>	<b>673.86</b>
Difference	0.00	0.00	0.00	0.00	0.00	0.00	0.00	0.00

